



ANIMAL CARE AND CONTROL

Animal Care & Control Committee
Thursday, April 24, 2025
Agenda

Call to Order

Check for Quorum

Elect Chairperson

Welcome Mayor Emerging Leaders

Public Comments – Limited to Agenda Items

Approval of Minutes: March 27, 2025

Agenda Items:

- **February 2025 Shelter Stats**
- **Pet Licensing Fee Discussion**
- **April 5th Rabies Clinic Report**
- **Shelter Progress Update**

OTHER DISCUSSION

Next Meeting Date: Dangerous Dog Appeal – Only If Needed
Tentatively May 29, 2025

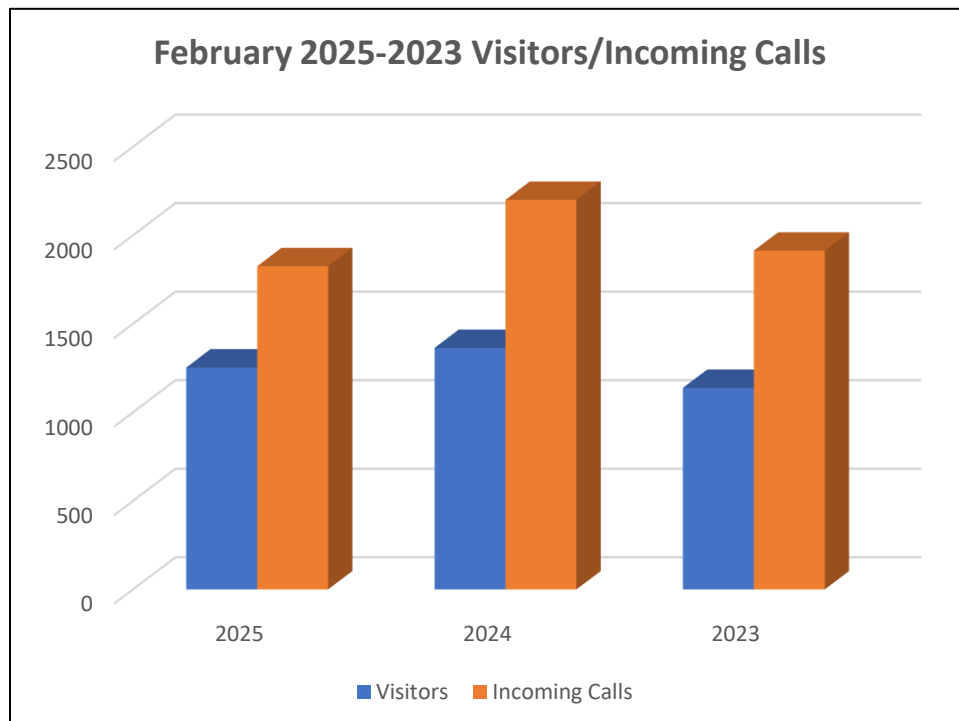
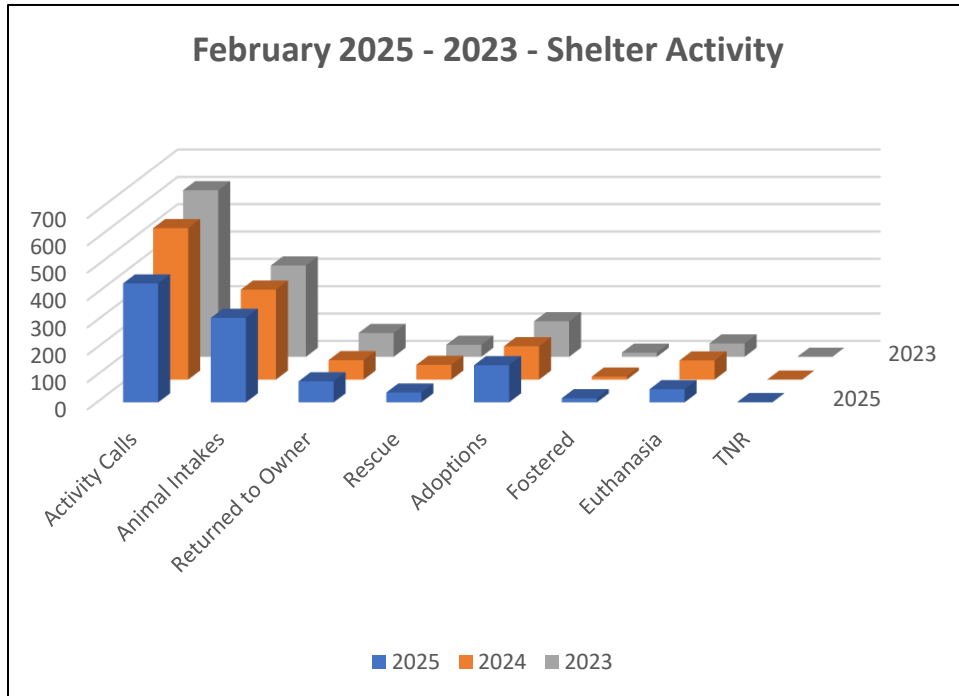
Committee Meeting – June 26, 2025

Adjourn



February 2025 Shelter Report

February 2025	
Activity Calls	434
Animal Intakes	308
Dogs	206
Cats	99
Other	3
Incoming Per Day	14
Returned to Owner	76
Dogs – In Field	9
Cats – In Field	0
Dogs – From Shelter	56
Cats – From Shelter	11
Rescue Transfers	35
Dogs Transferred	21
Cats Transferred	14
Other	0
Animals Adopted	136
Dogs Adopted	84
Cats Adopted	49
Other Animals	3
Fostered	15
Dogs Fostered	9
Cats Fostered	6
Euthanasia	63
Dogs Euthanized	50
Cats Euthanized	13
TNR/Returned to Field	1
Visitors to Shelter	1,253
Avg. Visitors per Day	60
Incoming Phone Calls	1,825
Avg. Calls per Day	75

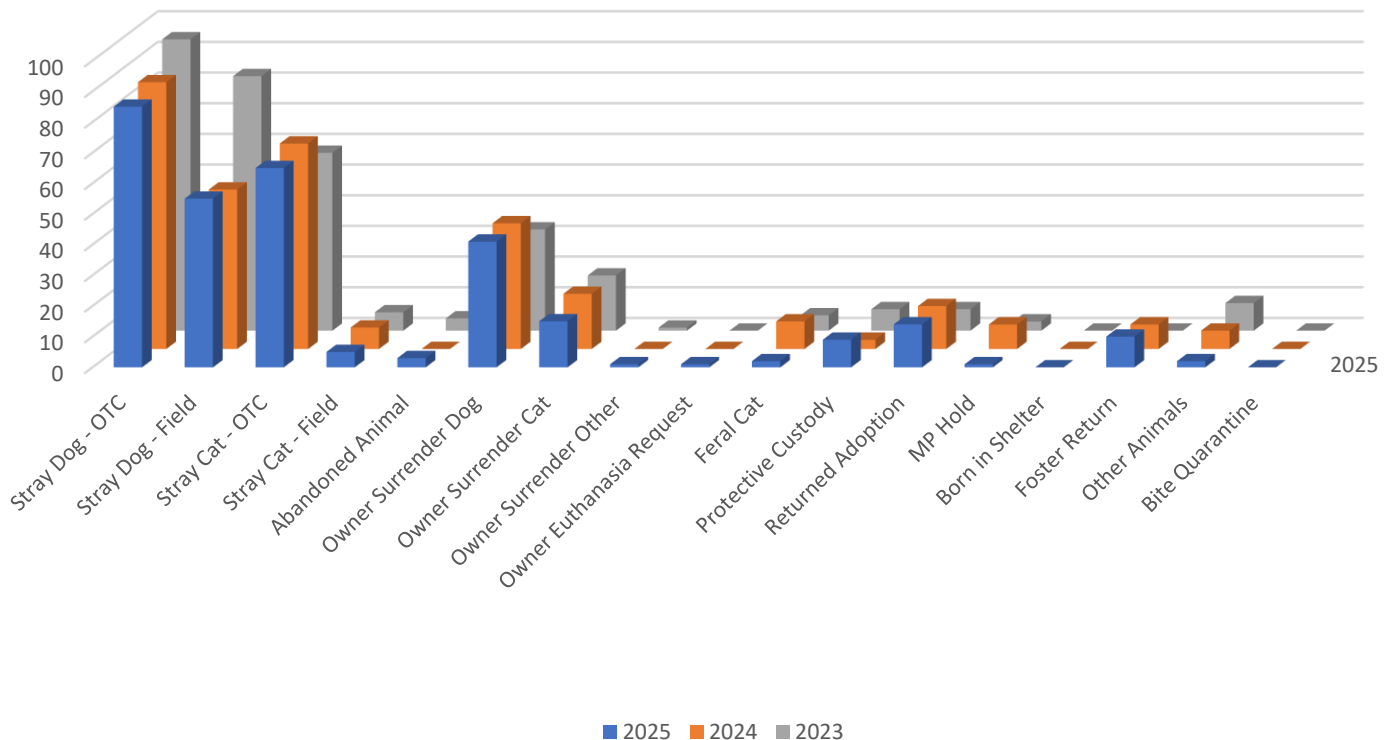


February 2025 Shelter Report

Animal Intake Reasons

Intake Reasons	308
Stray Dog – OTC	86
Stray Dog – Field	56
Stray Cat – OTC	61
Stray Cat – Field	12
Abandoned Animal	2
Owner Surrender – Dog	48
Owner Surrender - Cat	16
Owner Surrender - Other	1
Owner Euth. Request	1
Feral Cat	2
Protective Custody	7
Returned Adoption	9
MP Hold – Ft. Campbell	1
Born in Shelter	0
Foster Returned	0
Other Animals	6
Bite Quarantine	0

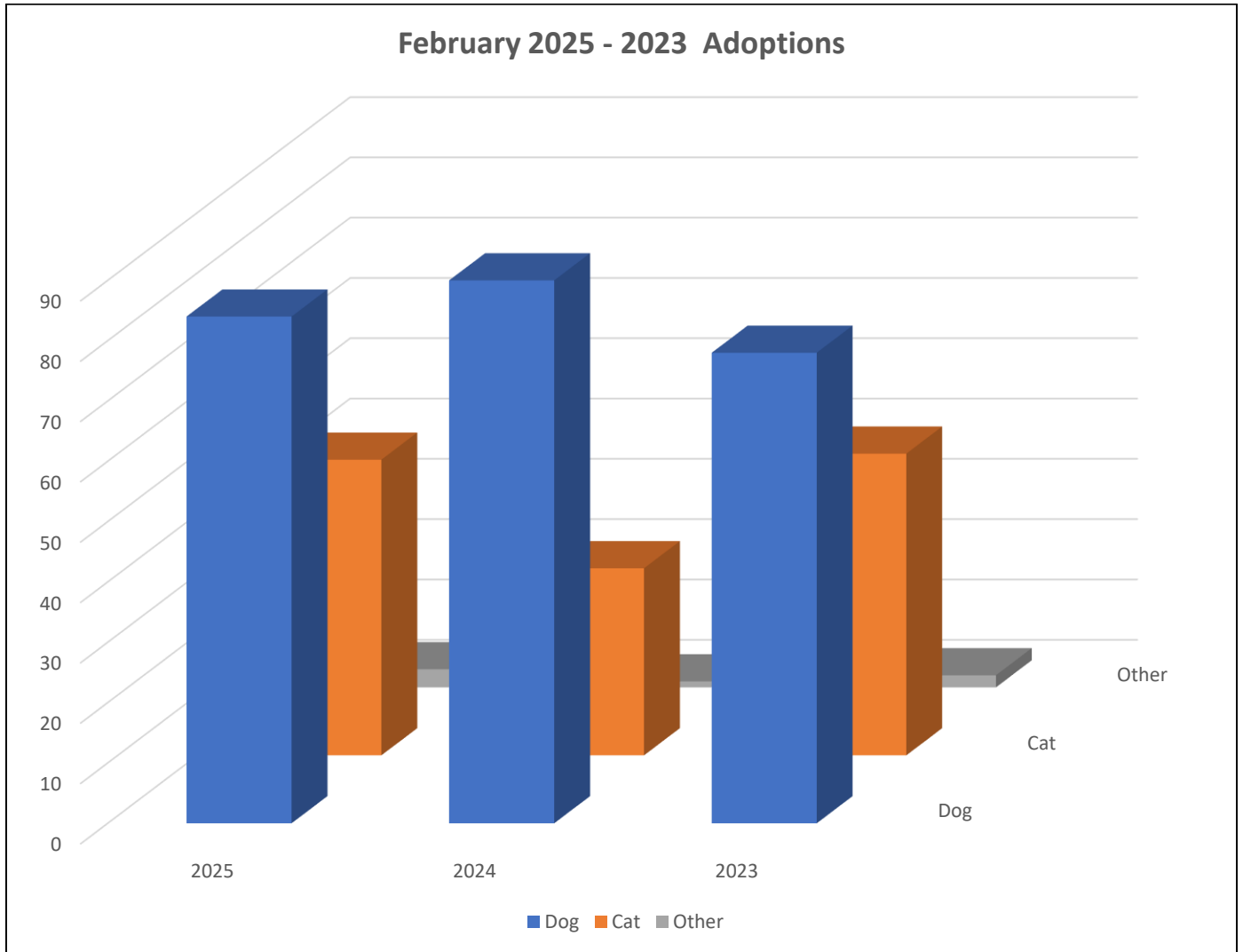
February 2025 - 2023 Animal Intakes



February 2025 Shelter Report

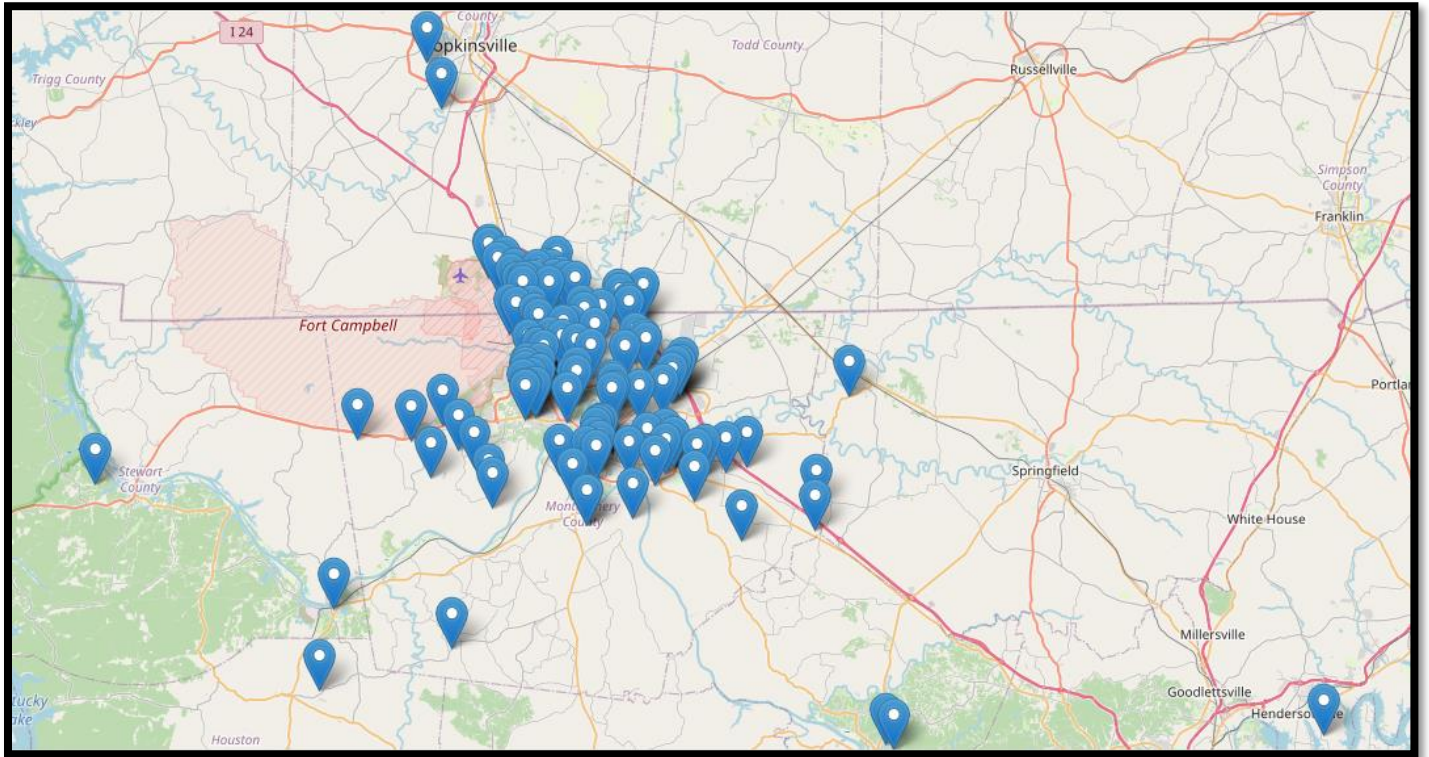
Animal Adoptions

Adoptions	136
Dogs/Puppies	84
Cats/Kittens	49
Other Animals	3



February 2025 Shelter Report

Adoptions Map

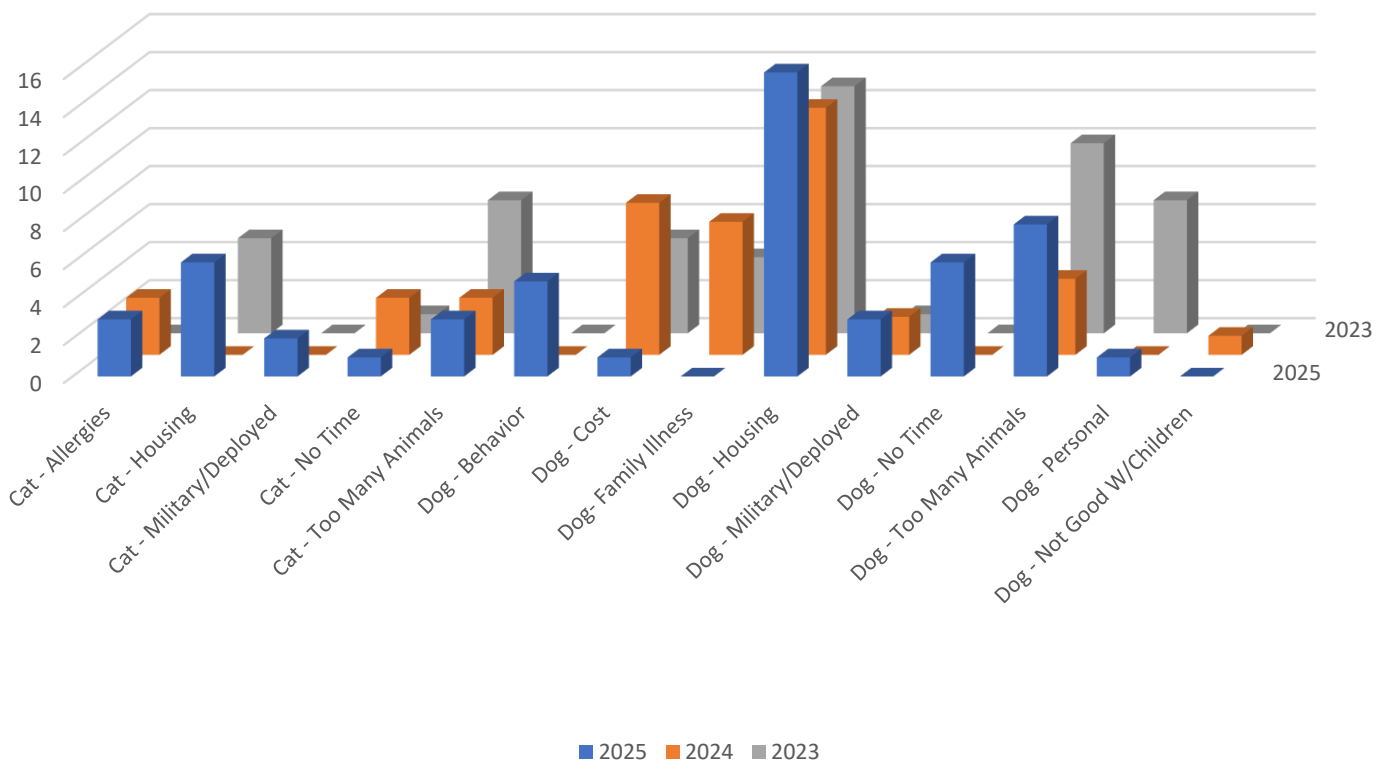


February 2025 Shelter Report

Owner Surrenders

Owner Surrender Reason	64
Cat – Allergies	3
Cat – Divorce	0
Cat - Family Illness	0
Cat – Housing Issue	7
Cat – Military Deployed/PCS	2
Cat – No Time	1
Cat – Too Many Animals	3
Dog – Aggressive – People	2
Dog – Allergies	0
Dog – Negative Behavior	5
Dog – Cost	2
Dog – Family Illness	1
Dog – Housing Issue	17
Dog – Military Deployed/PCS	4
Dog – No Time	7
Dog – Too Many Animals	10

February 2025-2023 Owner Surrender Reasons

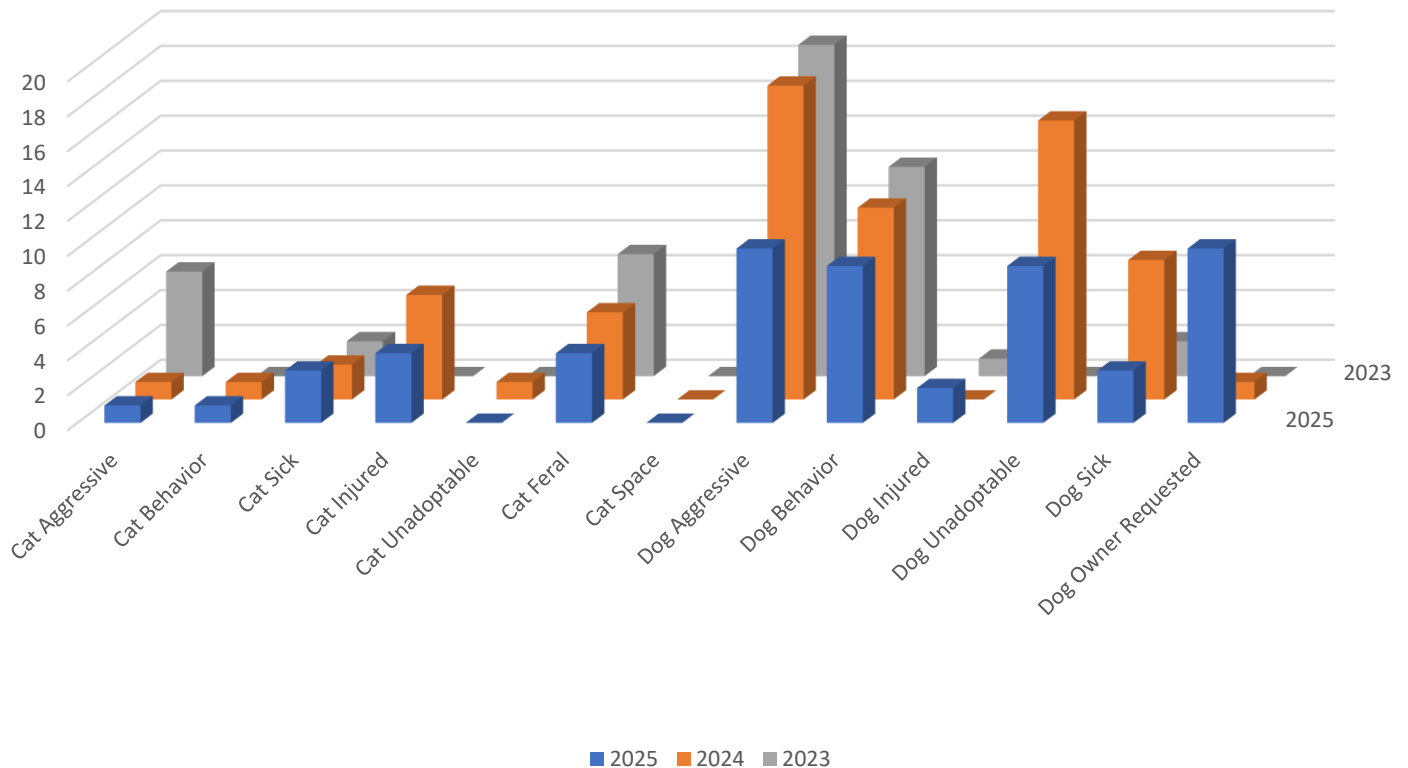


February 2025 Shelter Report

Euthanasia

Animal Euthanasia	63
Dogs/Puppies	50
Aggressive	11
Behavior	9
Sick	3
Injured	2
Unadoptable	15
Owner Requested	10
Cats/Kittens	13
Feral	4
Injured	4
Aggressive	1
Sick	3
Unadoptable	0
Behavior	1

February 2025-2023 Euthanasia Reasons

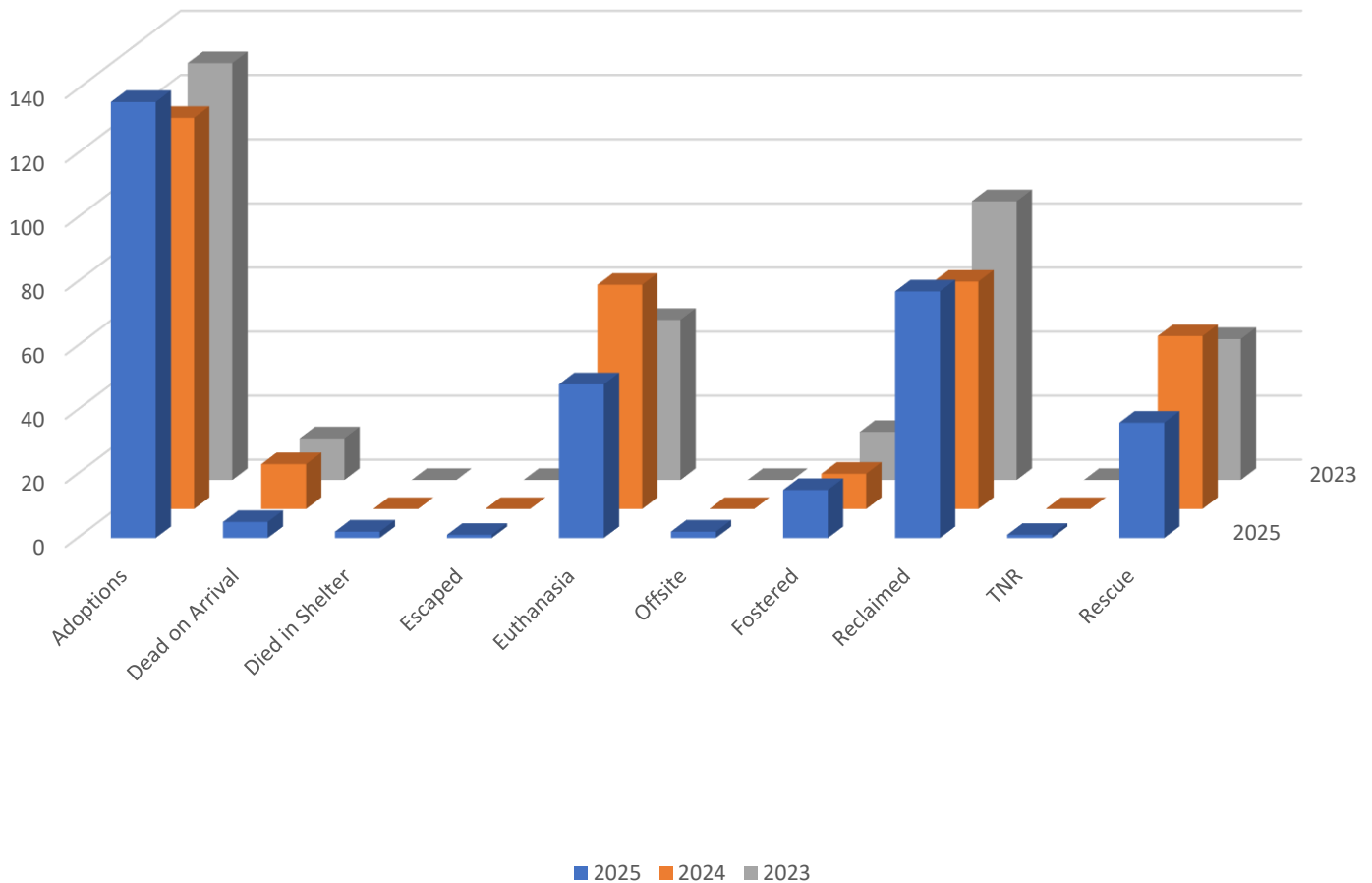


February 2025 Shelter Report

Outcomes

Animal Outcomes	336
Adoptions	136
Dead on Arrival	5
Died in Shelter	2
Escaped	1
Euthanasia	63
Offsite	2
Fostered	15
Reclaimed	76
RTF/TNR	1
Rescue	35

February 2025-2023 Animal outcomes

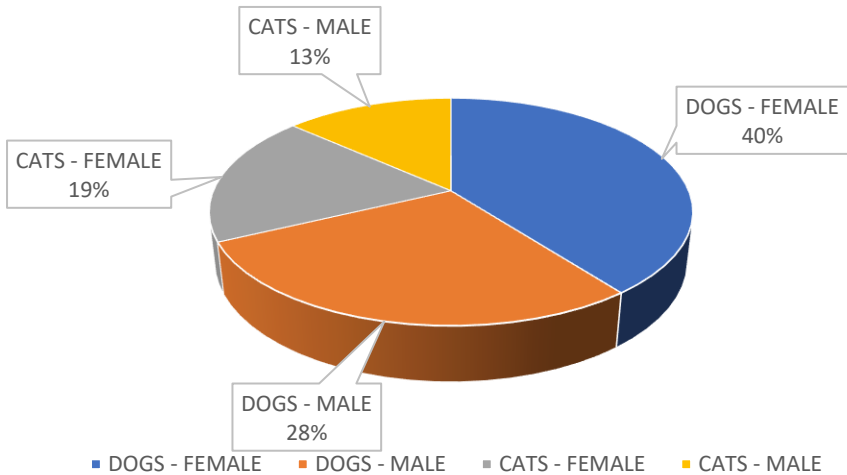


February 2025 Shelter Report

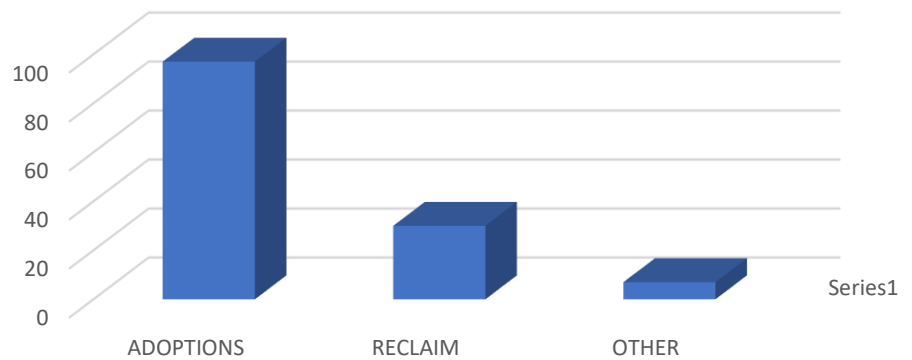
Microchips Issued

Microchips Implanted	134
Dogs – Female	53
Dogs – Male	38
Cats – Female	25
Cats – Male	18
Adoptions	97
Reclaimed	30
Other	7
Event	0

February 2025 Microchips Implanted



February 2025 Microchip Reasons

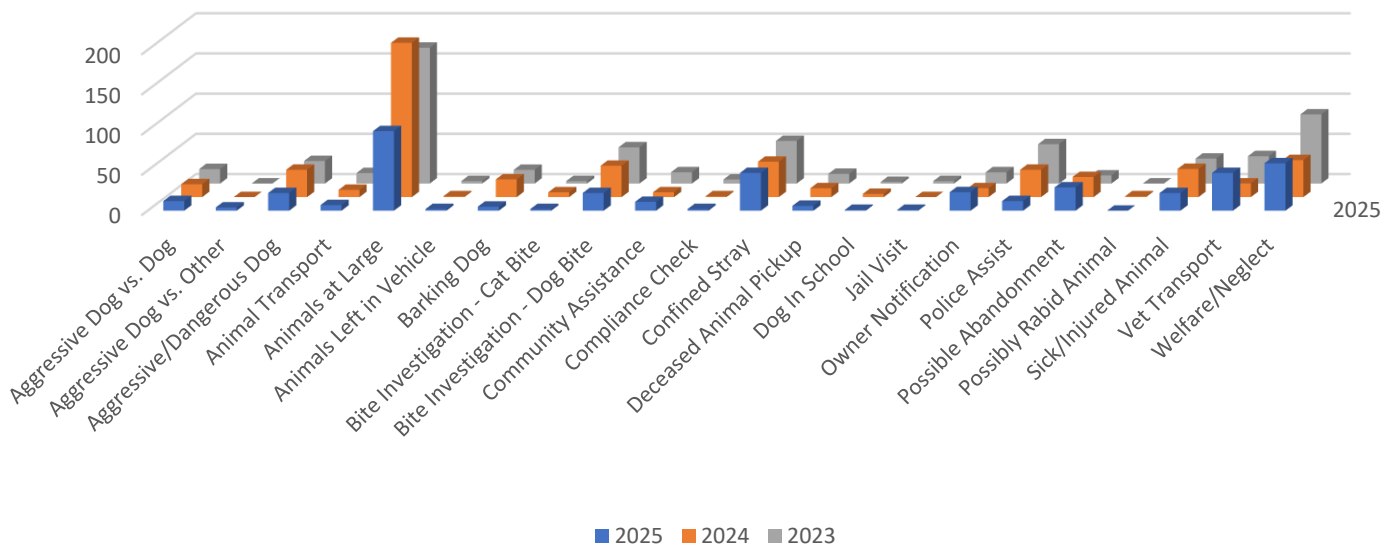


February 2025 Shelter Report

Activity Calls

Service Calls	434
Aggressive Dog Vs Dog	12
Aggressive/Dangerous Dog	22
Aggressive Dog Vs. Other	4
Animal Transport	7
Animal Left in Vehicle	2
Animals at Large	99
Barking Dog	5
Bites involving Cats	2
Bites involving Dogs	22
Bites Other Animals	0
Community Assistance	11
Compliance Check	2
Confined Stray	47
Dog in School	1
Deceased Animal Pick Up	6
Jail Visit	1
Owner Notification	23
Police Assist	12
Possible Abandonment	29
Possibly Rabid Animal	0
Set Trap	0
Sick or Injured Animal	22
Vet Transport	46
Welfare or Neglect Complaint	59

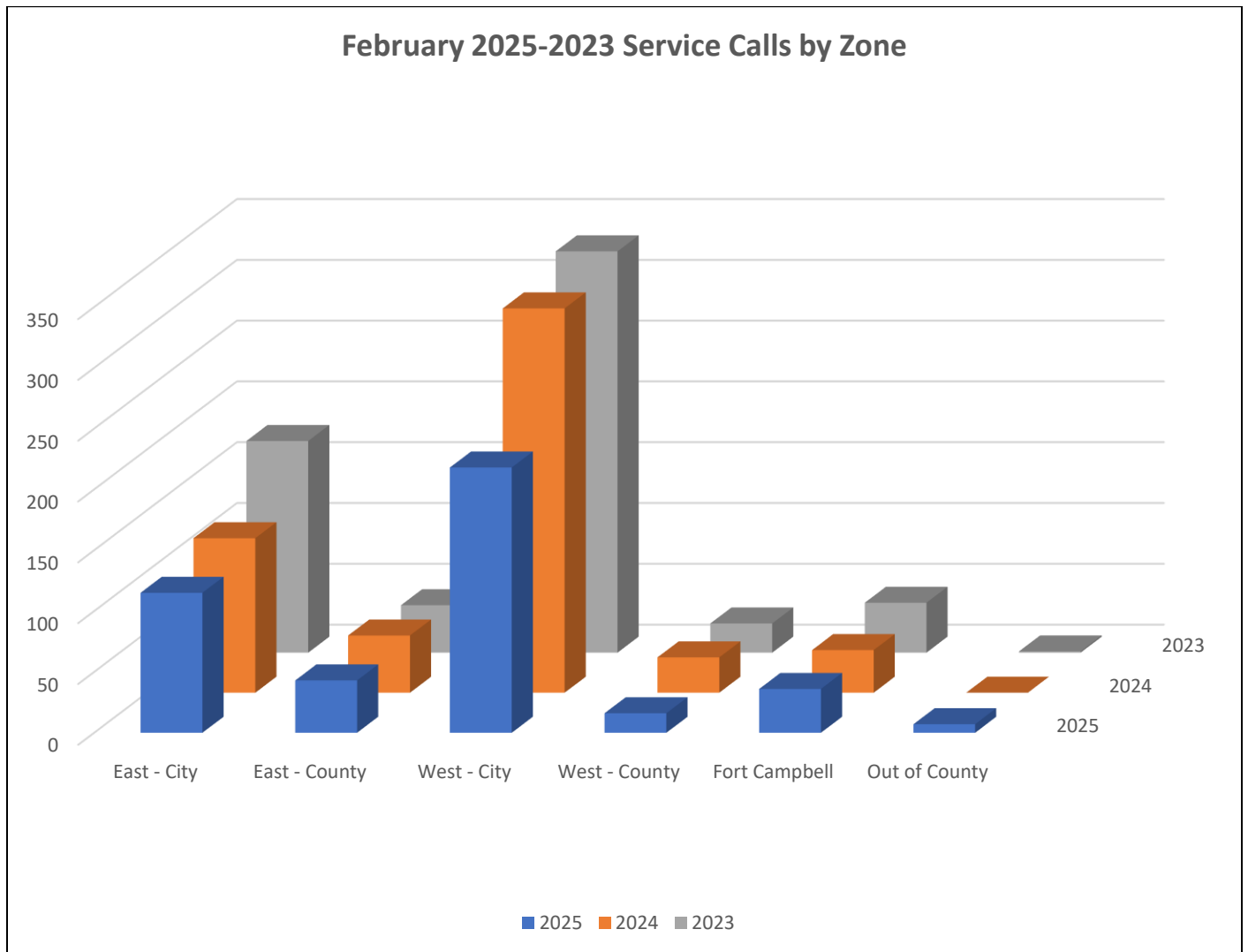
February 2025-2023 Activity Calls



February 2025 Shelter Report

Activity Calls by Zones

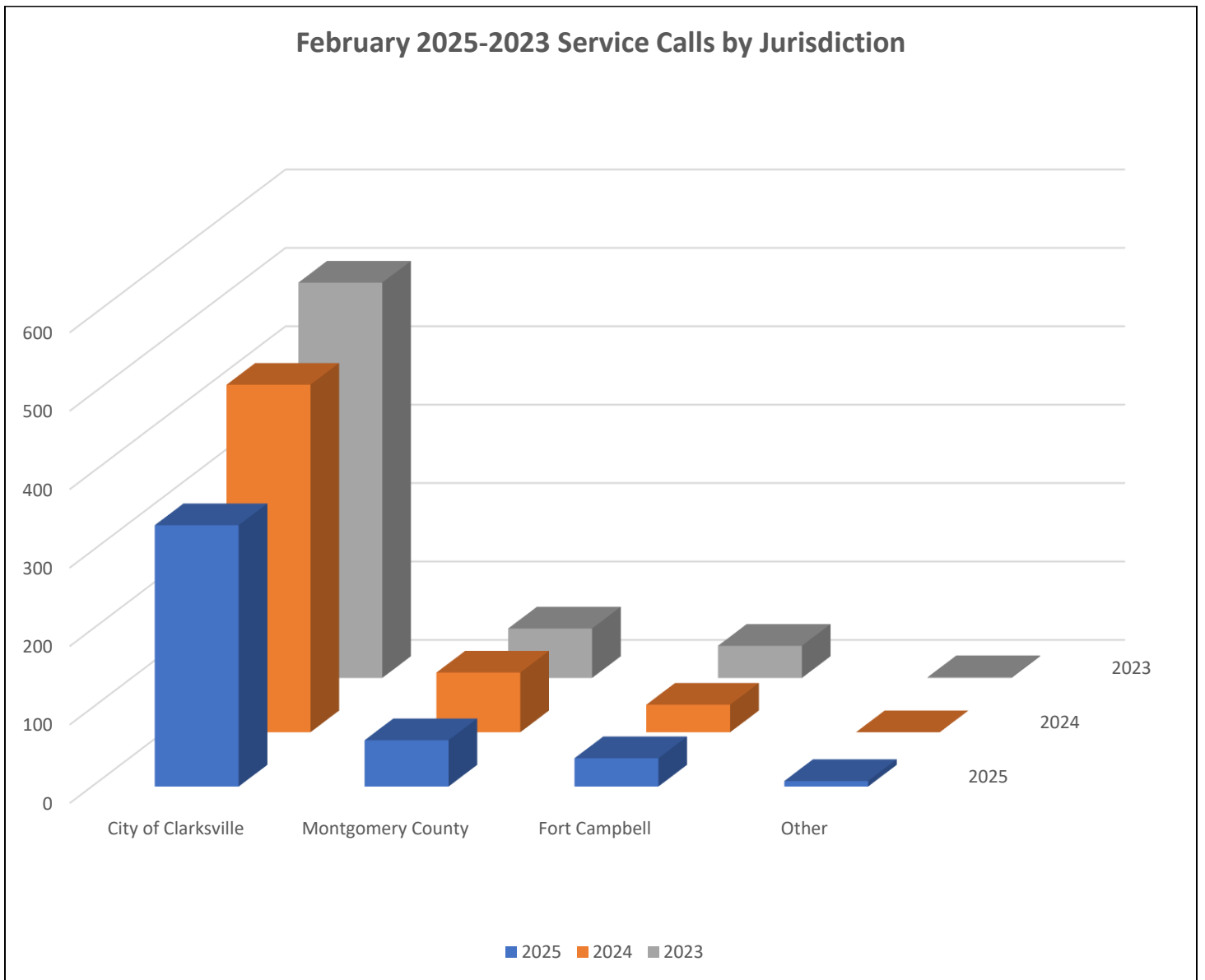
Service Calls by Zone	434
East City	114
East County	43
West City	218
West County	16
Ft. Campbell	36
Other	7



February 2025 Shelter Report

Activity Calls by Jurisdiction

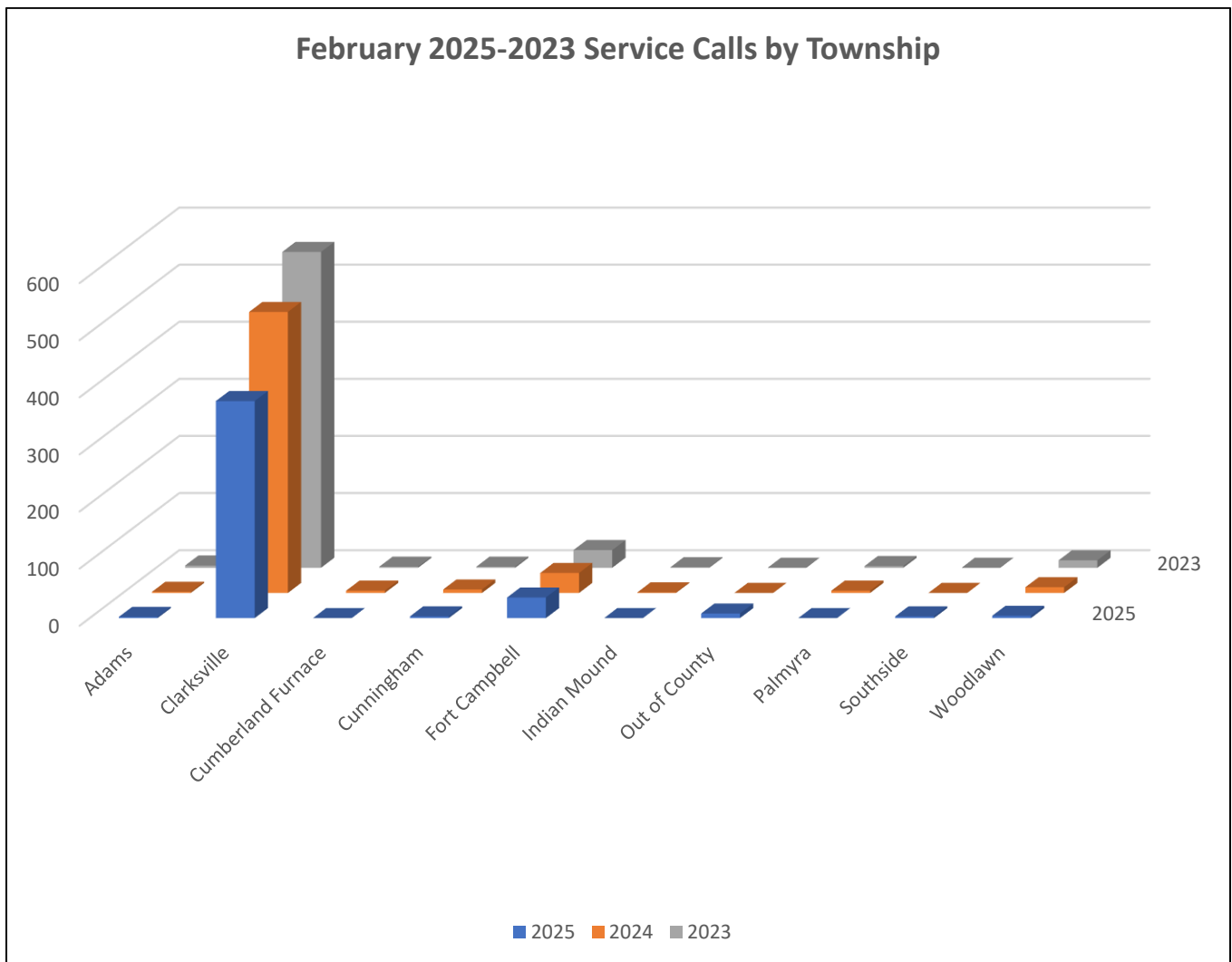
Service Calls by Jurisdiction	434
City of Clarksville	332
Montgomery County	59
Ft. Campbell	36
Out of County	7



February 2025 Shelter Report

Activity Calls by Townships

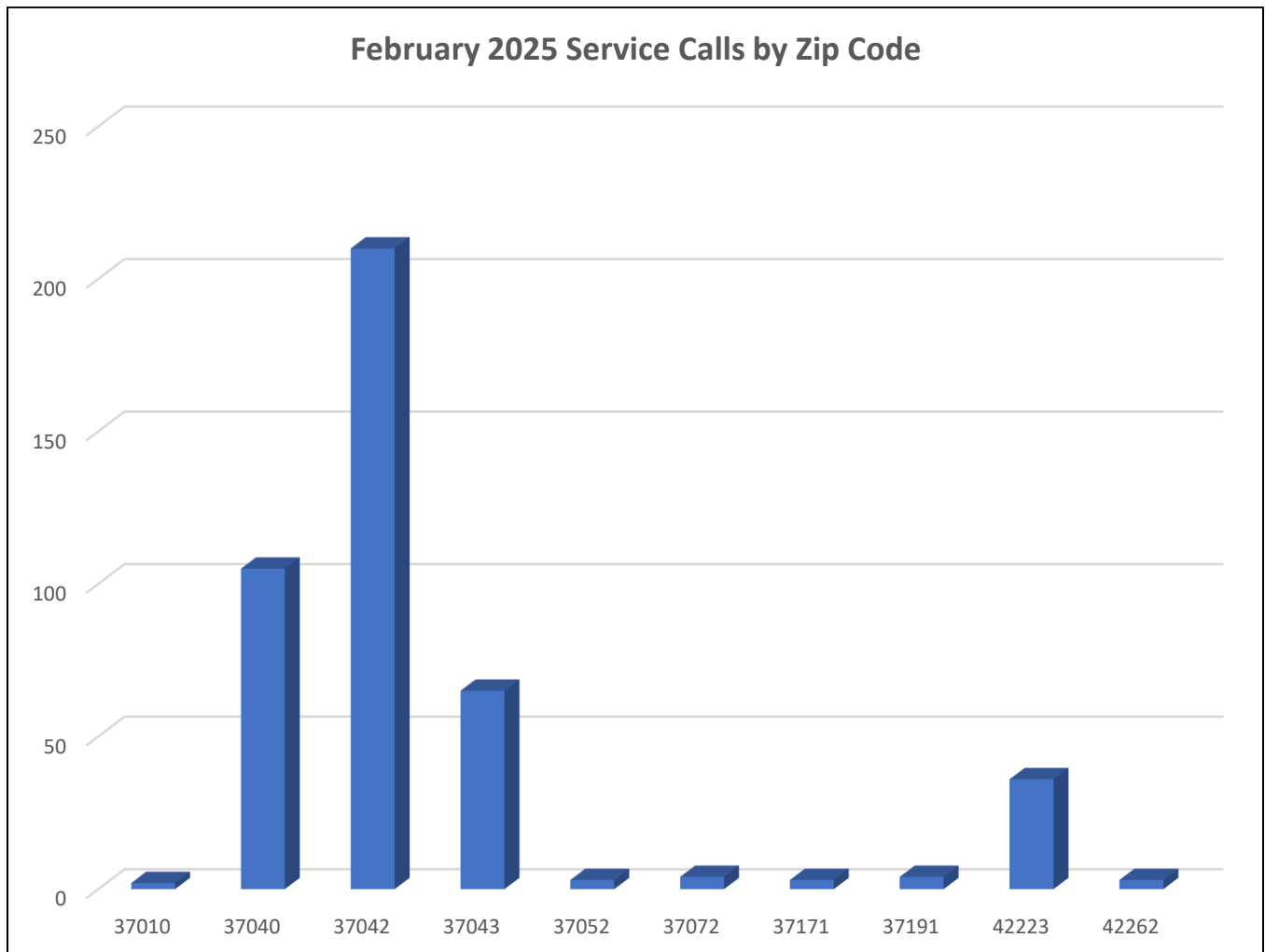
Service Calls by Township		434
Adams		2
Clarksville		379
Cumberland Furnace		0
Cumberland City		0
Cunningham		3
Fort Campbell		36
Indian Mound		0
Palmyra		0
Southside		3
Woodlawn		4
Other		7



February 2025 Shelter Report

Service Calls by Zip Code

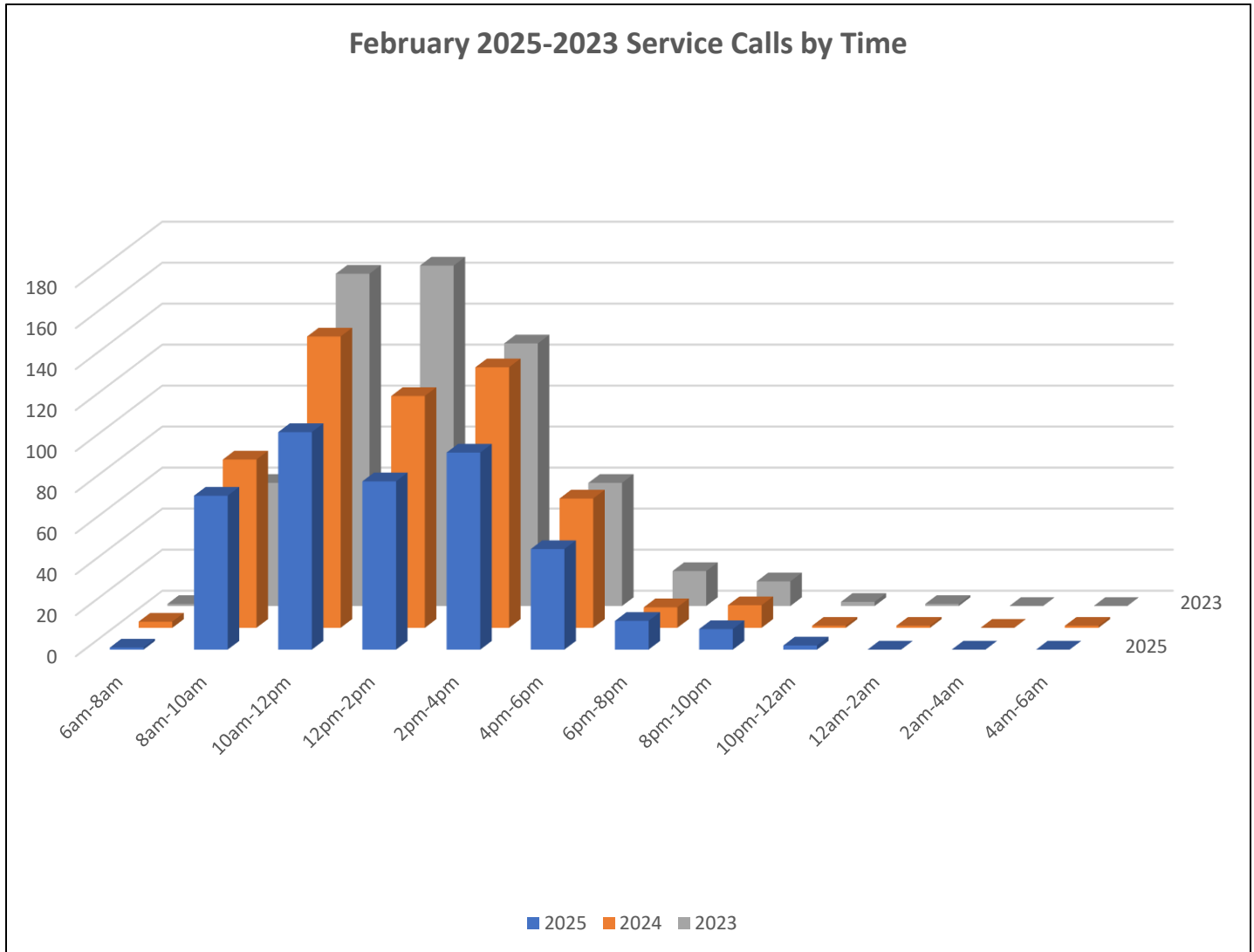
Service Calls Outcomes	434
37010	2
37040	104
37042	210
37043	65
37050	0
37051	0
37052	3
37072	4
37091	0
37142	0
37171	3
37191	4
42223	36
Other	3



February 2025 Shelter Report

Activity by Time of Day

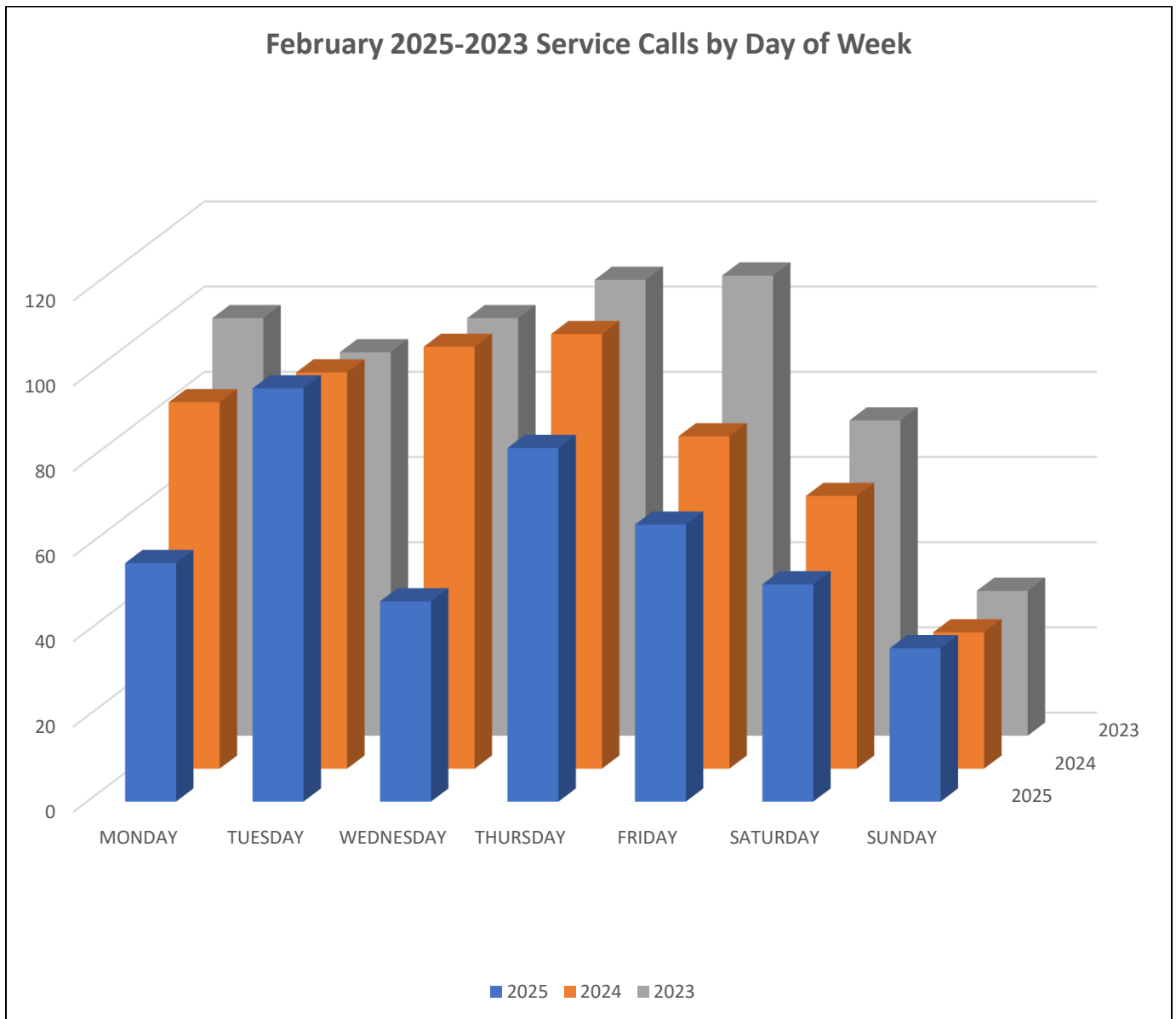
Service Calls by Time of Day	434
6am to 8am	1
8am to 10am	74
10am to 12pm	106
12pm to 2pm	82
2pm to 4pm	96
4pm to 6pm	49
6pm to 8pm	14
8pm to 10pm	10
10pm to 12am	2
12am to 2am	0
2am to 4am	0
4am to 6am	0



February 2025 Shelter Report

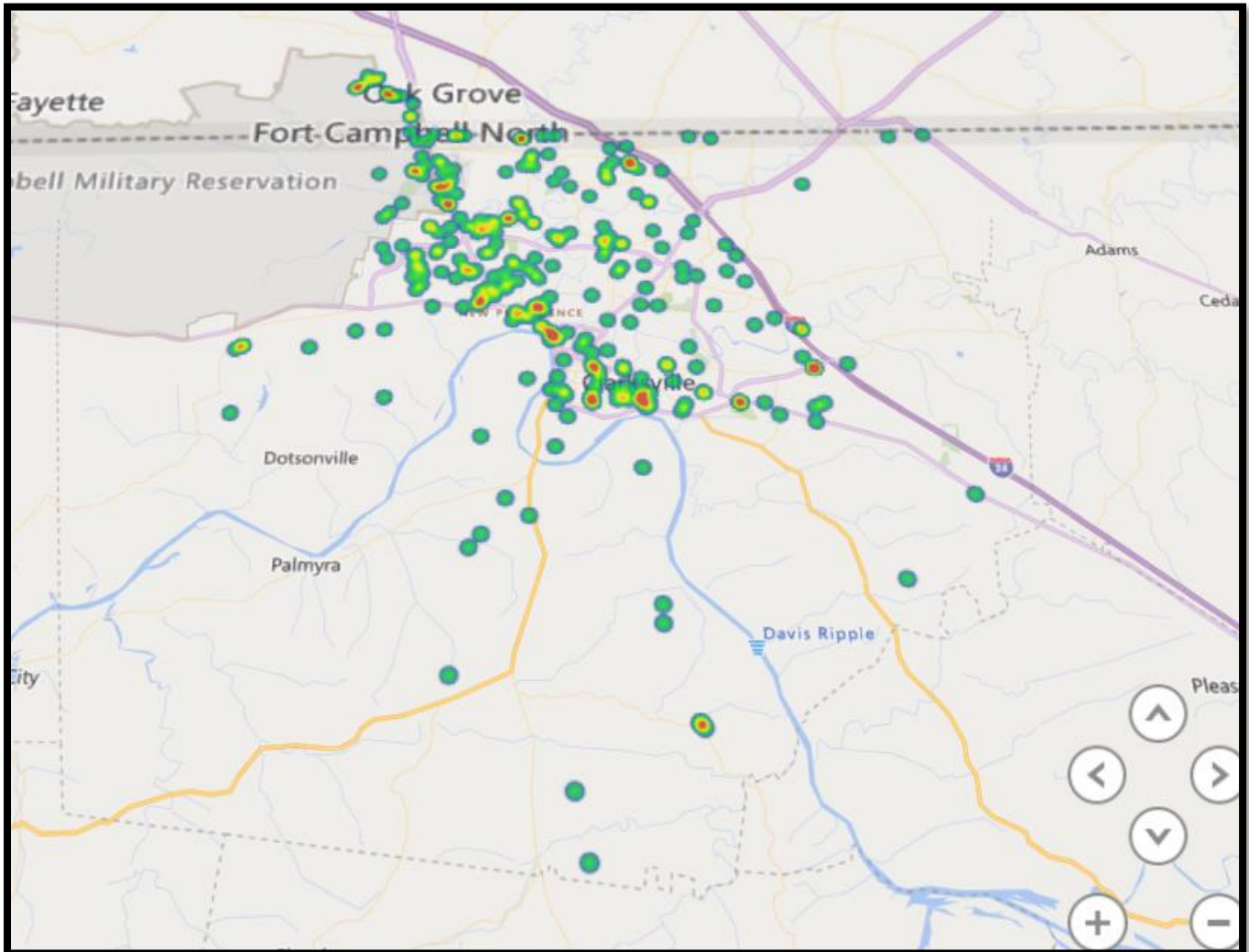
Activity by Day of Week

Service Calls by Day	434
Monday	56
Tuesday	96
Wednesday	47
Thursday	83
Friday	65
Saturday	51
Sunday	36



February 2025 Shelter Report

Activity Heat Map



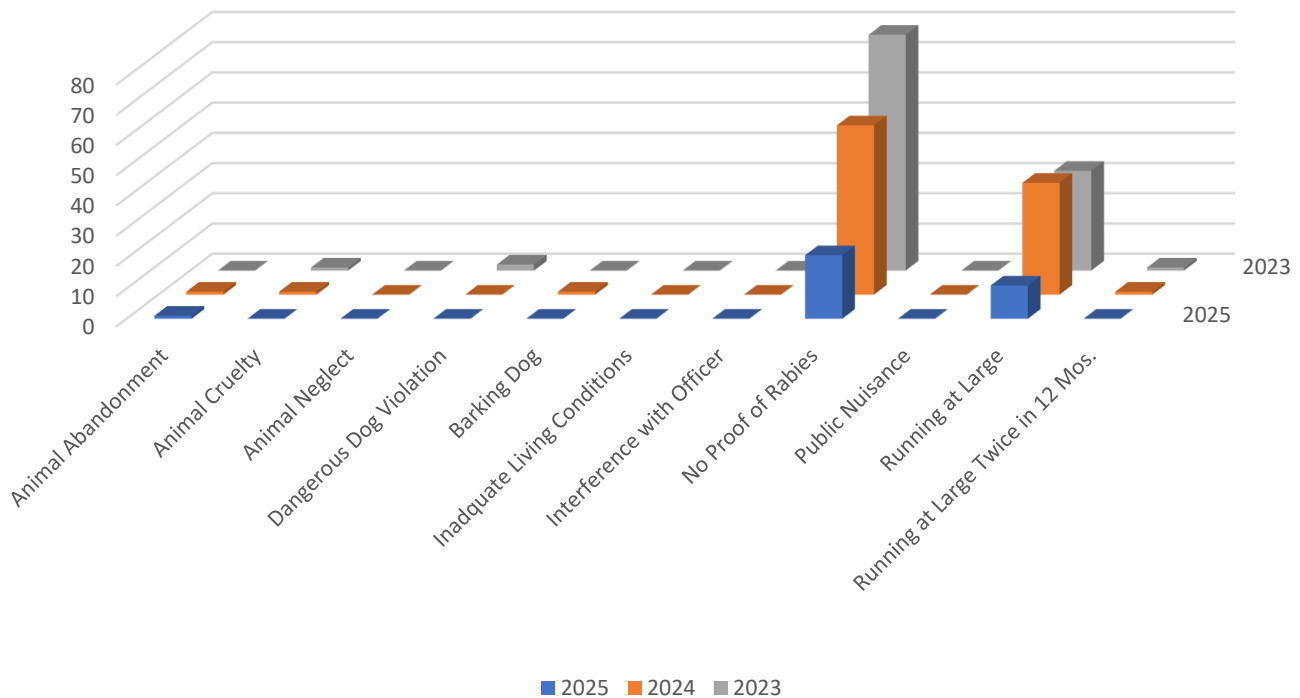
February 2025 Shelter Report

Citations Issued

Citations Issued	33
Animal Cruelty	0
Animal Neglect	0
Animal Abandonment	1
Barking Dog	0
Dangerous Dog Violation	0
Inadequate Living Conditions	0
Improper Tethering	0
Interference with Officer	0
No Proof of Rabies Vaccination	21
Running at Large	11
Running at Large Twice in 12 Months	0
Running at Large Fourth in 12 Months	0

Citation Outcomes	33
Sent to General Sessions	17
Rectified Prior to Court	0
Pending	16
Warning Citation	1

February 2025-2023 Citations Issued



2025 Totals

Activity	Jan.	Feb.	Mar.	Apr.	May	Jun.	Jul.	Aug.	Sep.	Oct.	Nov.	Dec.	Total	2023	Trend	% Change
Owner Surrenders	59	64											123			
Intakes	327	308											635			
Stray Dog	140	142											282			
Stray Cat	71	73											144			
Calls for Service	481	434											915			
Euthanasia dog	40	50											90			
Euthanasia Cat	12	13											25			
Microchips Issued	138	134											272			
Adoptions	147	136											283			
Rescue/Transfer	71	35											106			
Incoming Phone Calls	1,958	1,825											3,783			
Visitors	1,354	1,253											2,607			

Live Release Rate%	Jan.	Feb.	Mar.	Apr.	May	Jun.	Jul.	Aug.	Sep.	Oct.	Nov.	Dec.	Total	2023	% Change
Dogs	81%	83%											82%		
Cats	89%	85%											87%		
Total Live Release	84%	84%											84%		

2024 Totals

Activity	Jan.	Feb.	Mar.	Apr.	May	Jun.	Jul.	Aug.	Sep.	Oct.	Nov.	Dec.	Total	2023	Trend	% Change
Owner Surrenders	52	44	29	56	44	49	62	69	67	61	44	46	625	661	642	
Intakes	340	329	336	411	476	491	542	504	431	474	361	380	5,076	4,438	5,202	
Stray Dog	166	178	167	156	185	171	197	170	163	173	156	176	2,058	1,792	2,071	
Stray Cat	63	64	74	107	170	181	221	169	136	153	100	80	1,518	1,411	1,605	
Calls for Service	540	554	623	609	583	517	619	692	625	665	499	500	7,026	7,130	7,232	
Euthanasia dog	37	54	15	28	56	52	71	38	41	40	31	36	499	419	518	
Euthanasia Cat	10	16	9	26	18	24	57	33	46	58	14	18	329	383	356	
Microchips Issued	152	102	149	150	137	137	158	197	156	193	193	181	1,905	1,438	1,837	
Adoptions	141	122	155	129	131	132	174	193	178	197	174	183	1,909	1,607	1,862	
Rescue/Transfer	53	54	57	79	134	105	91	84	58	73	42	55	886	972	945	
Incoming Phone Calls	1,926	2,200	2,421	2,507	2,296	2,295	2,552	2,363	2,091	2,510	1,598	1,385	26,144	26,816	27,793	
Visitors	1,081	1,364	1,411	941	1,120	1,262	1,576	1,699	1,402	1,421	1,560	1,757	16,594		15,932	

Live Release Rate%	Jan.	Feb.	Mar.	Apr.	May	Jun.	Jul.	Aug.	Sep.	Oct.	Nov.	Dec.	Total	2023	% Change
Dogs	76%	76%	93%	88%	79%	78%	73%	86%	82%	83%	85%	85%	82%		
Cats	89%	80%	91%	81%	91%	84%	72%	81%	67%	71%	87%	86%	82%		
Total Live Release	80%	77%	92%	85%	84%	81%	73%	84%	76%	77%	86%	85%	82%		

2023 Totals

Activity	Jan.	Feb.	Mar.	Apr.	May	Jun.	Jul.	Aug.	Sep.	Oct.	Nov.	Dec.	Total	2022	% Change
Owner Surrenders	49	50	56	63	70	41	52	44	41	30	32	36	564	661	-14.6%
Intakes	348	334	354	386	478	427	426	412	419	450	379	319	4,732	4,438	6.2%
Stray Dog	148	139	179	172	198	166	185	170	161	162	163	134	1,977	1,792	9.3%
Stray Cat	85	74	57	101	134	141	114	131	164	152	116	85	1,654	1,411	14.6%
Calls for Service	641	609	745	703	742	667	555	601	561	556	519	522	7,421	7,130	4%
Euthanasia dog	42	34	47	46	48	66	60	53	59	53	47	28	553	419	30%
Euthanasia Cat	15	15	21	17	16	34	61	52	48	57	29	15	380	383	.7%
Microchips Issued	109	123	123	124	160	131	140	110	132	182	154	143	1,631	1,438	11.8%
Adoptions	122	130	121	106	147	131	144	113	138	171	152	133	1,608	1,607	.2%
Rescue/Transfer	68	44	54	70	39	52	23	38	51	51	36	47	573	972	-41%
Incoming Phone Calls	2,347	1,913	2,345	2,225	2,540	2,246	2,266	2,454	2,131	2,257	1,967	2,125	26,816	--	--

Live Release Rate%	Jan.	Feb.	Mar.	Apr.	May	Jun.	Jul.	Aug.	Sep.	Oct.	Nov.	Dec.	Total	2022	% Change
Dogs	89%	83%	81%	80%	82%	71%	75%	74%	67%	75%	80%	76%	78%	84%	-9%
Cats	91%	84%	78%	83%	85%	72%	57%	54%	71%	69%	80%	88%	76%	72%	5.2%
Total Live Release	90%	83%	80%	81%	82%	71%	68%	67%	69%	72%	80%	82%	77%	80%	-3.7%

2022 Totals

Activity	Jan.	Feb.	Mar.	Apr.	May	Jun.	Jul.	Aug.	Sep.	Oct.	Nov.	Dec.	Total	2021	% Change
Owner Surrenders	31	110	75	41	31	56	36	47	54	48	49	52	661	633	4%
Intakes	234	320	329	313	384	396	313	508	456	434	369	382	4,438	3,761	15%
Stray Dog	114	109	150	108	119	129	158	202	171	153	166	192	1,792	1,435	20%
Stray Cat	67	47	80	129	195	175	91	177	164	146	78	62	1,411	1,065	25%
Calls for Service	397	409	614	615	592	628	637	649	630	642	636	681	7,130	5,328	25%
Euthanasia dog	19	32	27	21	24	35	36	64	55	27	50	64	419	232	45%
Euthanasia Cat	11	27	30	18	29	84	42	52	73	66	46	18	383	350	8%
Microchips Issued	128	99	150	123	140	144	193	172	128	170	135		1,438	1,636	-12%
Adoptions	137	99	142	122	110	142	184	187	141	186	122	177	1,607	1,523	5%
Rescue/Transfer	60	68	75	131	77	68	35	85	83	63	46	67	790	972	-18%
Incoming Phone Calls	**	**	**	**	**	**	**	**	**	2,400	2,192	2,155	6,747	---	---

Live Release Rate%	Jan.	Feb.	Mar.	Apr.	May	Jun.	Jul.	Aug.	Sep.	Oct.	Nov.	Dec.	Total	2021	% Change
Dogs	89.4%	83%	87%	91%	88%	85%	86%	76%	76%	89%	76%	77%	84%	86%	-2%
Cats	90%	73%	75%	88%	78%	54%	71%	71%	56%	65%	60%	87%	72%	72%	0%
Total Live Release	89.4%	80%	83%	90%	84%	72%	80%	74%	67%	78%	71%	81%	80%	85%	-5%

